



Earthing, Jumpers & Switches

Portable Earthing Device (PED) order form

All details are required for quotation

Network properties - enter value






Maximum fault current (kA) 10 16 25 33 45 /0.5 sec

Indicate kA rating

Maximum voltage (kV)

For stick length purposes

PED assembly type

PED Configuration	Description
	3 phase with separate down-lead
	3 phase trifurcating plate with attached down-lead
	Down-lead only, single
	3 phase linked down-lead
	2 phase, jumper earth

Cable type & length required

Type of cable
 Aluminium Copper

Length of cable (m)
 1. Phase to phase 2. Phase to phase 3. Phase to ground

Please remember to nominate slightly longer cable length than what is required to allow the earth clamp to be easily secured, but do not to add excess, as this can cause cable to flick out with force and cause injury to workers under unexpected fault condition.

Phase/conductor clamps to suit (enter a value)

Circular (mm)
 Min OD
 Max OD

Fixed ball Joint OD of ball (mm)
 20 25 Other

Flat busbar (mm)
 Min OD
 Max OD

Phase/Conductor clamp fitting

Snap on Shotgun screw up Bayonet screw up Fixed stick* "T" Handle

Reference Chart over HEX screw up Taplin screw up *Stick length (m) Handle

Downlead/Earth tail clamp

Circular (mm)
 Min OD
 Max OD

Flat busbar (mm)
 Min OD
 Max OD

Fixed ball joint OD of ball (mm)
 20 25 Other

Downlead/Earth tail fitting

Snap on Shotgun screw up Bayonet screw up Fixed stick* "T" Handle

Reference Chart over HEX screw up Taplin screw up *Stick length (m) Handle

Customer contact details

Name: _____ Company: _____



Address: _____

Phone no.: _____ Email: _____

PED protective bag

Advise your specs or TEN can recommend a suitable bag

Carry bag

Please email this form to sales@tengroup.com.au











Earthing, Jumpers & Switches

Portable Earthing Device (PED) order form reference chart

Phase clamps:





Please Note: Other clamps available

	Rated to 25kA /0.5 sec Suitable for - Circular - 3 to 33mm - Snap-On		Rated to 45kA /0.5 sec Suitable for - Circular & Flat - 5 to 40mm		Rated to 45kA /0.5 sec Suitable for - Circular & Flat - 5 to 40mm		Rated to 45kA /0.5 sec Suitable for - Circular & Flat - 5 to 40mm
MT-613-3		MT-815-E*		MT-815-EH*		MT-815-S*	
	Rated to 10kA /0.5 sec Suitable for - Circular - 10 to 30mm - Snap-On		Rated to 45kA /0.5 sec Suitable for - Circular - 16 to 85mm		Rated to 45kA /0.5 sec Suitable for - Circular & Ball - 5 to 40mm		Rated to 45kA /0.5 sec Suitable for - Circular - 12 to 48mm - Snap-On
MT-612		MT-736-085		MT-1921-E*		MT-701	

Choose the end fitting by changing the *PREFIX on the part no., as indicated above - C = Hex - E = Bayonet - S = Shotgun - EH = Handle

Earth clamps:

Please note other clamps available

	Rated to 16kA /0.5 sec Suitable for - Circular & Flat - 0 to 25mm		Rated to 30kA /0.5 sec Suitable for - Circular & Flat - 0 to 35mm		Rated to 25kA /0.5 sec Suitable for - Flat - 0 to 13mm		Rated to 25kA /0.5 sec Suitable for - Circular & Flat - 0 to 25mm - Lockable
MT-840/1		MT-843		MT-847		MT-870	

Fixed points:





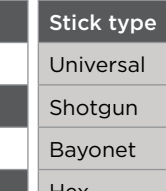
Brass stubs:

				Rating kA /0.5 sec	Bolt Size	Stub OD (mm)	Stub Length (mm)
<input type="checkbox"/>	<input type="checkbox"/>	<input type="checkbox"/>	<input type="checkbox"/> M12/22 BRS STUB	25	M12	22	60
<input type="checkbox"/>	<input type="checkbox"/>	<input type="checkbox"/>	<input type="checkbox"/> M12/25 BRS STUB	25	M12	25	60
<input type="checkbox"/>	<input type="checkbox"/>	<input type="checkbox"/>	<input type="checkbox"/> M16/22 BRS STUB	45	M16	22	60
<input type="checkbox"/>	<input type="checkbox"/>	<input type="checkbox"/>	<input type="checkbox"/> M16/25 BRS STUB	45	M16	25	60

Fixed earthing Earthing stubs Temporary earth rod driver

PED application accessories:

Stick accessories:

					
<input type="checkbox"/>	<input type="checkbox"/>	<input type="checkbox"/>	<input type="checkbox"/>	<input type="checkbox"/>	<input type="checkbox"/>
Clamp removal adaptor	Clamp removal adaptor	Application platform	Application of MT-701		
CRA-C	HEX	CRA-K	SUNRISE	MT-630-K	SUNRISE
				SANDBAG-ACC	LANYARD12M

Stick	Stick type	Adaptors
	Universal	Shotgun
Min height	Shotgun	Bayonet
	Bayonet	Snap on
Max height	Hex	Line clamp
Ask TEN to recommend a kit		

