



Quality Tools, Equipment & Line Materials for the Energy Industry.



NATIONAL SAFETY APPAREL®

THE COMFORT REVOLUTION IS HERE

NSA 40 Cal Arc Flash ArcGuard® Performance

20% LIGHTER*

LIGHTEST WEIGHT 40 CAL ARC FLASH PROTECTION at 9.5oz

48% THINNER*

GORE® PYRAD® TECHNOLOGY PROVIDES 40 CAL PROTECTION IN A SINGLE LAYER

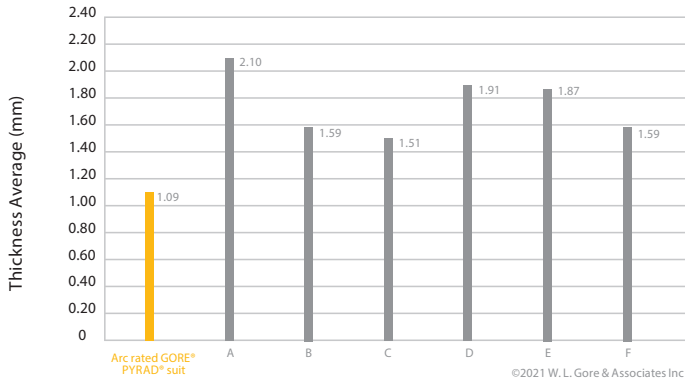
56% MORE FLEXIBLE*

ERGONOMICALLY DESIGNED FOR COMFORT & FREEDOM OF MOVEMENT



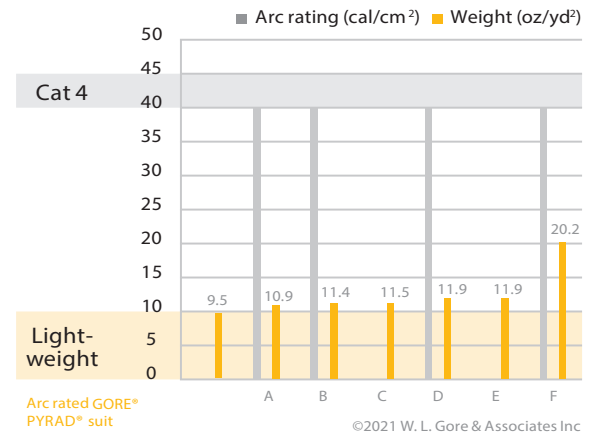
Challenging Conditions Require Outstanding Solutions.

NSA has partnered with W. L. Gore & Associates to bring the comfort revolution to arc flash protection. You work hard enough, you shouldn't have to worry about your PPE weighing you down.



THINNER

Bulky PPE can detract from wearer comfort and mobility. GORE® PYRAD® technology provides 40 cal protection in a thin layer, delivering a CAT 4 arc flash suit at a fraction of the thickness*



LIGHTER

Heavy clothing can cause worker fatigue, which may lead to mistakes and lost productivity. A lightweight garment can reduce the distraction of discomfort, allowing the wearer to focus on the task at hand.

40 Cal Arc Flash Hood

PureView™ face-shield specially designed lens curves in both directions to optimise field of view without distortion and reduces interior reflections

Vented clear chin cup expands downwards increasing the face-shield view

GORE® PYRAD® technology ArcGuard® Performance delivers 40 cal protection in a single layer



Indirect vents offer improved ventilated & communication even when hood lens is down

Hood available with built-in Fans for added ventilation

Streamlined design reduces bulk and weight to improve wearer comfort and reduce the risk of heat stress



Quality Tools, Equipment & Line Materials for the Energy Industry.



NSA 40 Cal Arc Flash ArcGuard® Performance



Part No.	Description
HLITEKIT	Flashlight Kit for Lift Front Hoods

NSA 40 Cal Arc Flash PPE KITS

GORE® PYRAD® technology delivers 40 cal protection in a single layer
Ergonomic design for ease of movement and flexibility

- Sizes SM - 3XL
- Meets NFPA 70E

Kit Contents

- Arc Flash ArcGuard™ Lift Front Hood with Pure View™ Face-shield & Hood Protective Bag
- Arc Flash ArcGuard™ Coat
- Arc Flash ArcGuard™ Bib Overalls
- Hard Hat
- Back Pack Bag
- Safety Glasses & Case

Part No.	Hood Style	Rating Cal/cm ²	Material
ARC40KITNG*	Standard	40	GORE® PYRAD®
ARC40KITFANNG*	With Fans		

*Add size suffix when ordering - SM = Small, MD = Medium, LG = Large, XL = X Large, 2XL = 2xLarge, 3XL = 3xLarge

Arc-Flash Bib Overalls - 40 Cal

Low Profile Lightweight Bib Overalls

Pleated knees, elasticized waist and 660mm leg zipper makes it easy to put on with boots

Part No.	Size*	Rating Cal/cm ²	Standards
ARC40B-*	SMR, MDR, LGR, XLR, 2XLR, 3XLR	40	Meets ASTM F1506 & NFPA 70E

*Add size suffix when ordering (e.g. ARC40B-XLR)

Arc-Flash Jacket - 40 Cal

Lightweight Jacket

Covered zip front closure with a large pull tab

Part No.	Size*	Rating Cal/cm ²	Standards
ARC40J-*	SMR, MDR, LGR, XLR, 2XLR, 3XLR	40	Meets ASTM F1506 & NFPA 70E

*Add size suffix when ordering (e.g. ARC40J-XLR)

See Over For Bib & Jacket Sizing Charts

Lift Front Hoods - 40 Cal

- Ergonomic design for ease of movement and flexibility
- PureView™ faceshield technology features a greater range of visibility
- Lift front shield makes it easy to obtain fresh air while out of the hazard zone

Part No.	Garment	Material
ARC40H	Hood	9.5oz GORE® PYRAD®
ARC40H1	Hood w/fans	



Lift Front Hood with Fans

Arc Flash Goggles - 12 Cal

- Goggles feature baffled top and bottom vents for increased airflow
- Anti-fog inner lens

Part No.	Description
H12GGL	12ca Arc Flash Goggles

Ultrasoft Balaclava - 12 Cal

This single layer hood is durable, lightweight, and designed for comfort & flexibility. Made from 6 oz UltraSoft®, & rated to 12cal, it provides CAT2 protection.

Part No.	Material
H11RY	6.5 oz. Westex® UltraSoft® Rib



Quality Tools, Equipment & Line Materials for the Energy Industry.



NSA 40 Cal Arc Flash ArcGuard® Performance

Arc Flash Garment Sizing



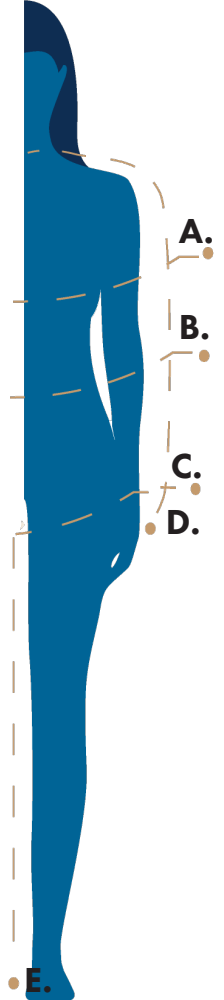
40 Cal Arc Flash ArcGuard® Performance Jacket			
Part No.	Jacket Size	Torso ** cm (in")	Sleeve mm (in")
ARC40J-SMR	SMALL	86.4 - 94.0 (34 - 37)	87.6 (34.5)
ARC40J-MDR	MEDIUM	96.5 - 104.1 (38 - 41)	90.2 (35.5)
ARC40J-LGR	LARGE	106.7 - 114.3 (42 - 45)	92.7 (36.5)
ARC40J-XLR	EXTRA LARGE	116.8 - 224.5 (46 - 49)	95.25 (37.5)
ARC40J-2XLR	2 EXTRA LARGE	127.0 - 134.6 (50 - 53)	97.8 (38.5)
ARC40J-3XLR	3 EXTRA LARGE	137.2 - 144.8 (54 - 57)	100.3 (39.5)

** Measure the widest part of the Torso, whether that is Chest or Waist.
If your measurement fall between sizes, it is recommended you select the next size up.

40 Cal Arc Flash ArcGuard® Performance Bib			
Part No.	Jacket Size	Torso ** cm (in")	Sleeve mm (in")
ARC40B-SMR	SMALL	86.4 - 94.0 (34 - 37)	81.3 (32)
ARC40B-MDR	MEDIUM	96.5 - 104.1 (38 - 41)	81.3 (32)
ARC40B-LGR	LARGE	106.7 - 114.3 (42 - 45)	81.3 (32)
ARC40B-XLR	EXTRA LARGE	116.8 - 224.5 (46 - 49)	81.3 (32)
ARC40B-2XLR	2 EXTRA LARGE	127.0 - 134.6 (50 - 53)	81.3 (32)
ARC40B-3XLR	3 EXTRA LARGE	137.2 - 144.8 (54 - 57)	81.3 (32)

If your measurement fall between sizes, it is recommended you select the next size up.
Please Note: This is a guide only, where possible physically try the garments on for size

MEASUREMENT GUIDE



- A. BUST**
Measure loosely around the fullest part of your bust. Keep the measuring tape as horizontal as possible.
- B. WAIST**
For pants: Measure around your waist where you would like your pants waistband to sit.
For tops & full body garments: Measure the fullest part of your waist.
- C. HIP**
Measure loosely around the fullest part of your hips. Keep the measuring tape as horizontal as possible.
- D. SLEEVE**
To measure your sleeve, start from the center of the back of your neck, over to your shoulder, down past your elbow, and to your wrist.
- E. INSIDE LEG**
Use a pair of pants similar to the style you are ordering, which fit to your liking, Measure along the inseam from the crotch to the hem

- A. NECK**
Measure around the base of the neck, where your collar typically lies. Measure from one button hole to the center of the button on the opposite side.
- B. CHEST**
Measure around the fullest part of your chest. The best way to assess this is to start just under your armpit.
- C. WAIST**
For pants: Measure around your waist where you would like your pants waistband to sit.
For tops & full body garments: Measure the fullest part of your waist.
- D. SLEEVE**
To measure your sleeve, start from the center of the back of your neck, over to your shoulder, down past your elbow, and to your wrist.
- E. INSIDE LEG**
Use a pair of pants similar to the style you are ordering, which fit to your liking, Measure along the inseam from the crotch to the hem

