



Quality Tools, Equipment & Line Materials for the Energy Industry.



Portable Petrol Capstan Winch - Docma

Part No. VF900-4

Docma Portable Capstan Winch equipped with the Honda 4-stroke engine
Designed for all your Pulling, Hauling & Lifting projects

Features

- Made in Italy from high quality materials
- Honda 4-Stroke GX50 Engine, meets Australian Emission Standards
- Variable speed controlled by rope tension
- High quality reducer with helical tooth gears

Used For

- Underground Cable Hauling
- Overhead conductor stringing
- Lifting equipment on pole and towers
- Tree lopping and felling, including directional felling
- Ground clearing & firewood collection
- Camping, hunting & 4X4
- AND MUCH, MUCH MORE

**LOW NOISE
LOW EMISSION**

Balanced Cast Carry Handle

Honda 4 Stroke GX50 Engine
360° Inclinable

Low Emission & Low Noise Engine

Full Range of Accessories*

Rope Accelerator

Positive Rope guide

Reducer with helical tooth gears



Click or Scan to view Rope set-up

Winch Specifications

Part No.	Capacity (kg)			Engine type	Pull Speed (m/pm)	Engine (kw/hp)	Rope		Wt (kg)
	Pulling	Double Rope	Lifting				Size (mm)	Wraps on Drum	
VF900-4	865	1730	200	Honda 4 Stroke GX50	14	1.47/2.0	10 / 12**	4/5	10.85

** 10 and 12mm Double Braid Polyester Hauling Rope available in a variety of lengths.

Mounting Accessories*

Contact TEN for a full layout of Accessories



Ground Mount
Part No. VF310504



Accessory Mount
Part No. VF310500



Pole-Tree-Tower Mount
Part No. VF310501



Vertical Lift/brake Mount
Part No. VF310503



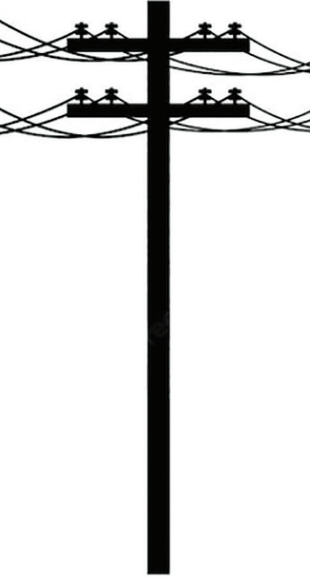















Hayman Reece Adaptor
Part No. VF310506



Hook/Sling Attachment
Part No. VF310211



Pole & Tower Accessory Set-up

Anchor Point	Accessories	Pole Set-Up for Pulling & Hauling Only
<p>Pole - Tree - Tower</p> 	<p>2T Ratchet Strap</p>  <p>Standard Accessory Bracket (included with winch - VF900-4)</p>  <p>2T Sling - SLR2-2 (2m) - SLR2-3 (3m)</p>  <p>Hook attachment - VF310211</p> 	 
	<p>Accessories</p> <p>Ratchet Strap Bracket - VF310501</p>  <p>Accessory Bracket - VF310500</p> 	<p>Pole Set-Up for Pulling & Hauling</p> 
	<p>Accessories</p> <p>Ratchet Strap Bracket - VF310501</p>  <p>Accessory Bracket - VF310500</p>  <p>Lift Bracket - VF310503</p> 	<p>Pole Set-Up for Lifting</p> 



Quality Tools, Equipment & Line Materials for the Energy Industry.



Pole & Tower Accessory Set-up
















Anchor Point	Accessories	Tower Set-Up for Pulling & Hauling
<p>Lattice Tower</p> 	<p>Pole - Tree - Tower Bracket - VF310501</p>  <p>Accessory Bracket - VF310500</p> 	
	<p>Accessories</p> <p>Ratchet Strap Bracket - VF310501</p>  <p>Accessory Bracket - VF310500</p>  <p>Lift Bracket - VF310503</p> 	<p>Tower Set-Up for Lifting</p> 

Vehicle Tow Hitch Accessory Set-up

Anchor Point	Accessories	Vehicle Set-Up for Pulling & Hauling
<p>Vehicle Tow Hitch</p> 	<p>Hayman Reese adaptor - VF310506</p>  <p>Accessory Bracket - VF310500</p> 	
	<p>Accessories</p> <p>Hayman Reese adaptor - VF310506</p>  <p>Accessory Bracket - VF310500</p>  <p>Lift Bracket - VF310503</p> 	<p>Vehicle Set-Up for Pulling & Hauling</p> 



Floor and wall Accessory Set-up

Anchor Point	Accessories	Ground Set-Up for Pulling & Hauling
Concrete Floor /Hard Surface 	Ground support - VF310504  Accessory Bracket - VF310500 	
	Accessories Ground support - VF310504  Accessory Bracket - VF310500  Lift Bracket - VF310503 	Ground Set-Up for Lifting 
Concrete Wall /Hard Surface 	Wall attachment - VF310501  Accessory Bracket - VF310500 	Wall Set-Up for Pulling & Hauling 
	Accessories Wall attachment - VF310501  Accessory Bracket - VF310500  Lift Bracket - VF310503 	Wall Set-Up for Lifting 